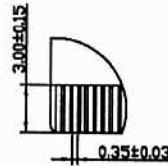
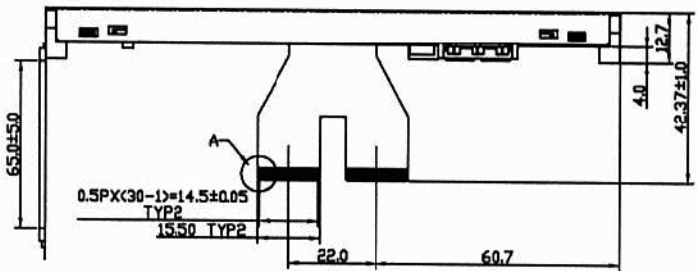
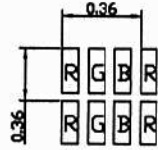


B/L CONNECTOR:
JST BHR-03VS-1 OR EQUIVALENT

GND HV



DETAIL A



DOTS SIZE
(FOR REFERENCE ONLY)

PIN ASSIGNMENT:

CN1														
1	2	3	4	5	6	7	8	9	10	11	12	13	14	15
D13	D12	D11	D10	VDD1	V8	V7	V6	V5	V4	V3	V2	V1	V6B2	D67
16	17	18	19	20	21	22	23	24	25	26	27	28	29	30
D67	D65	D64	D63	D62	D61	D60	CLK	HS	VS	DEN	VCC	VCOM	VKE	VCOM

CN2														
1	2	3	4	5	6	7	8	9	10	11	12	13	14	15
VSS1	VDD1	NC	VKE	NC	VGH	NC	GND	RESKTR	VRET	U/D	L/R	DP2	DP1	SPENA
16	17	18	19	20	21	22	23	24	25	26	27	28	29	30
SPCK	SPDA	POL	D27	D26	D25	D24	D23	D22	D21	D20	D17	D16	D15	D14

- NOTES:
1. SPECIAL CHARACTERISTIC
 2. SAFETY CHARACTERISTIC
 3. REFERENCE ONLY
 4. CRITICAL DIMENSION